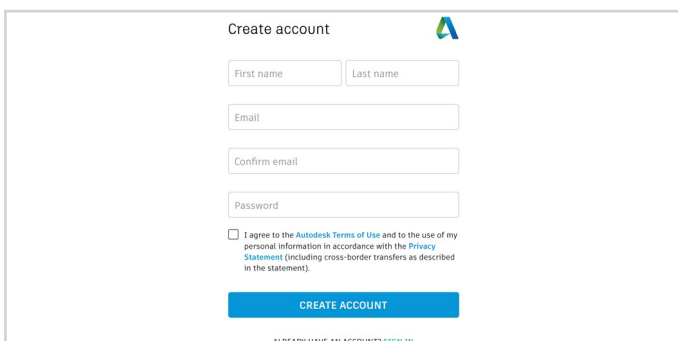


1 Create an account

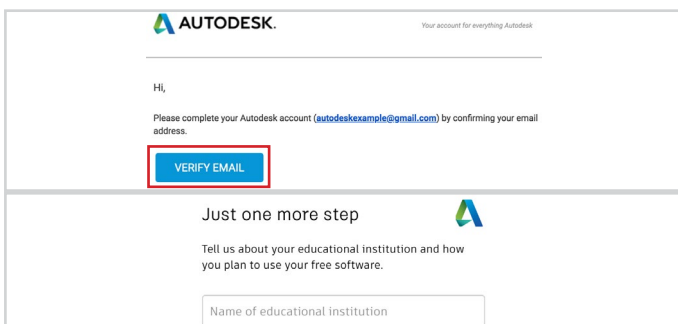
Begin the sign-up process by creating an Autodesk account at www.autodesk.com/products/fusion-360/students-teachers-educators. Please follow the same process regardless of whether you're installing on a Windows or MAC.



2 Sign up

We recommend using your school email address when available.

If you would like to receive occasional emails sharing hints and tips on how to quickly get productive on Fusion 360, be sure to check the first tickbox.

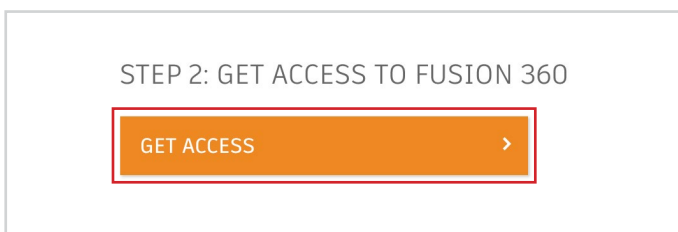


3 Verify email

Verify your email address by clicking the link provided in the email sent to you after signing up.

Please note: Remember to sign in using the same email address when accessing your Fusion 360 account from different devices.

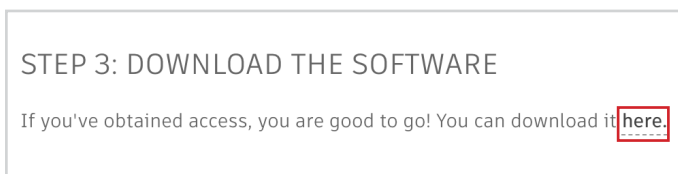
After following the link, complete the details of the school that you're attending.



4 Get access

After completing step 3, you will be logged into your account and redirected back to the original page from step 1.

Click on the "get access" button.



5 Download

After clicking the "get access" button from step 4, you can download the software. Click "here" to begin downloading the Fusion 360 client to your computer.

Thank you for downloading Fusion 360

If your download does not begin automatically, please try again.

6 Install

You will now be directed to a screen with instructions on installation.

If prompted, click on the downloaded file to start the install process.

AUTODESK® FUSION 360™

Setting Up
4%

7 Set up

Once the download file is opened, Fusion 360 will go through a set up process, and you will be presented with an installation bar.

Please note: When the install completes, Fusion 360 will launch automatically. This may take a few minutes.

Sign in

Email or Username

8 Sign in & activate Fusion 360

Sign in using the account details you created earlier.

Each student and educator will need to [activate Fusion 360](#) under an Education entitlement.

9 Get started

Once signed-in, you can start designing in Fusion 360.

To help you learn Fusion 360, you can access the following free tutorials and curriculum.

Project-based, step-by-step Fusion curriculum is available on the Autodesk Design Academy: <https://academy.autodesk.com/curriculum/product-design-fusion-360>

Fusion 360 features and functionality training tutorials are available on the Fusion 360 product center: <https://help.autodesk.com/view/fusion360/ENU>

10 Support & learning

If you need additional support, visit us here: <https://www.autodesk.com/education/support>

